

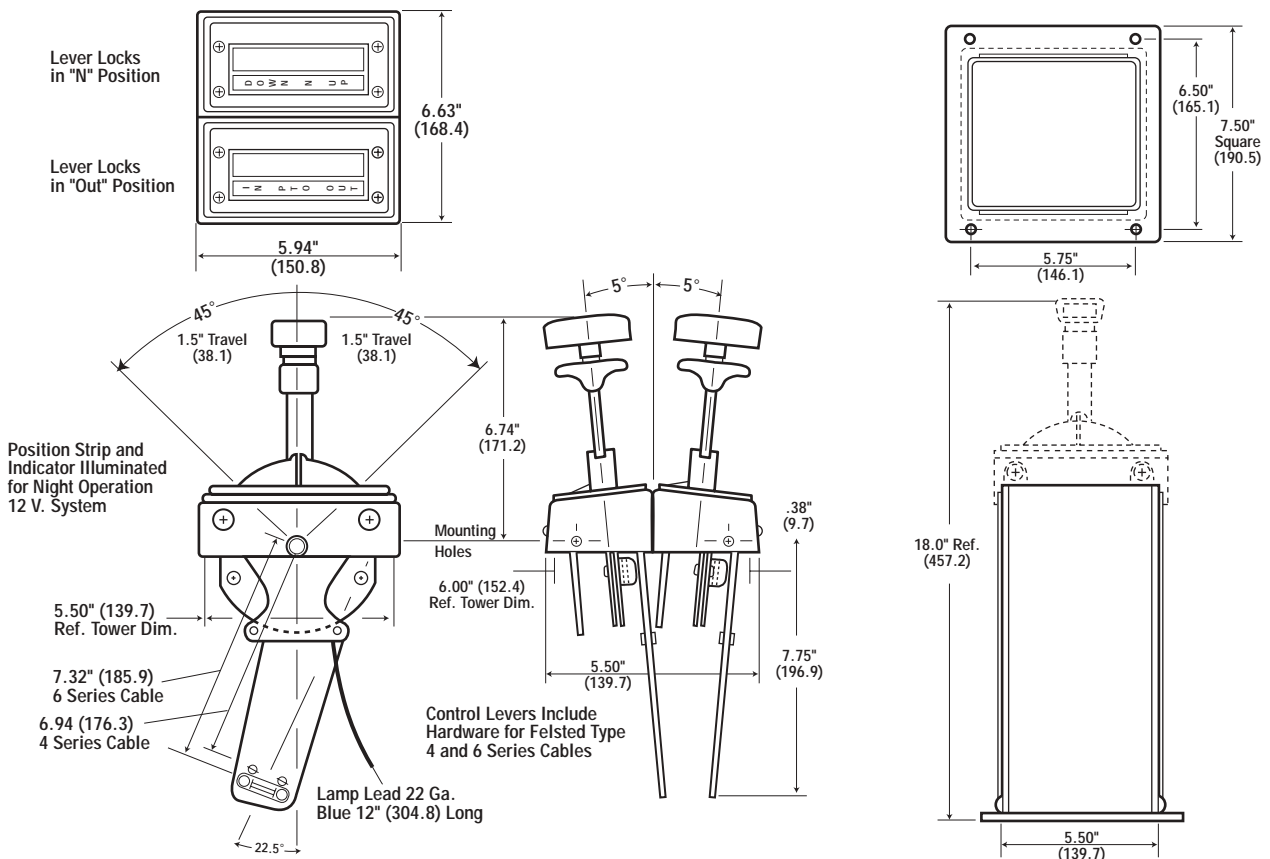
T-Handle Dump Body Control Systems

The Felsted T-Handle Dump Body Control is used to control the PTO and/or pump for dump body hoists. This control is standard as a dual unit (PTO and Hoist) or available as a single unit (PTO or Hoist), or a triple control unit (two Hoists and a PTO). Quad units are also available. Also available with the PTO control as a factory installed option, is a switch for a dash light, or secondary electrical function when PTO is engaged ("IN" position).

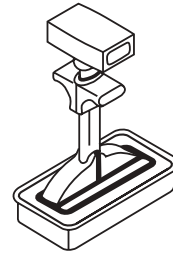
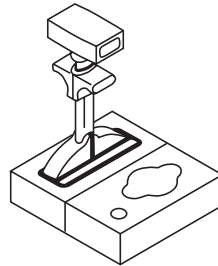
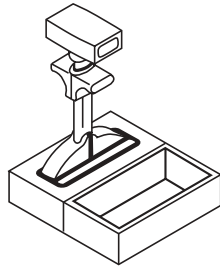
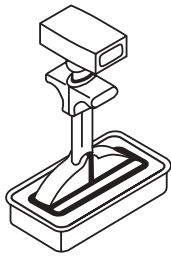
These controls feature a positive detent locking system which practically eliminates any possibility of the control being unintentionally bumped or knocked out of detent. The Hoist Control locks in "N" (neutral) position, and the PTO locks in "out" position. To release from detent, just pull up on "T" lift below the knob and move lever to desired position.

The illuminated position strip and lever indicator provide position range identification at night.

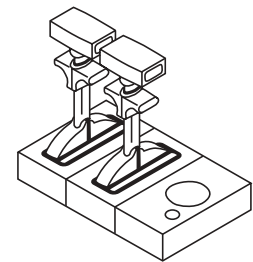
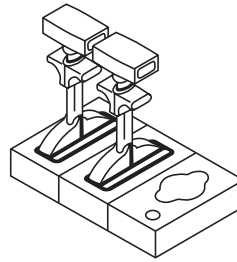
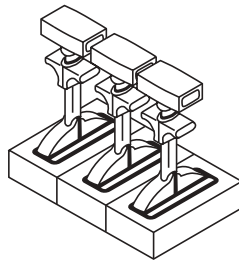
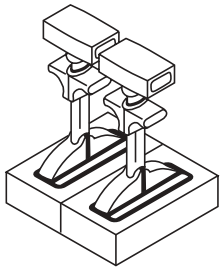
Felsted Dump Body Controls are constructed of high quality materials and workmanship incorporating hardened steel parts and a rugged housing. The stand has a tough coating for durability and long life. The control is sealed to keep engine noise, dirt and fumes from entering the cap. All controls have a maximum 3" standard cable travel and, for ease of installation, come complete with mounting hardware for both 4 & 6 series cables.



T-Handle Dump Body Control Systems



<i>Fits into 59000 Tower</i>	<i>Fits into 59015 Tower</i>	<i>Fits into 59015 Tower</i>	<i>Fits into 59015 Tower</i>
55064 PTO 55064-1 PTO w/Switch 55065 Hoist	55317 Hoist/Open	55317-2 Hoist/Muncie PTO	55317-3 Hoist/Chelsea PTO



<i>Fits into 59015 Tower</i>	<i>Fits into 59016 Tower</i>	<i>Fits into 59016 Tower</i>	<i>Fits into 59016 Tower</i>
55062 Hoist/PTO 55062-1 Hoist/PTO w/Switch 55066 Hoist/Hoist	55067 Hoist/Hoist/PTO 55067-1 Hoist/Hoist/PTO w/Switch	55780-2 Hoist/Hoist/Muncie PTO	55780-3 Hoist/Hoist/Chelsea PTO

Note: All Felsted Hoist Controls lock in "Neutral" Position. All Felsted PTO Controls Lock in "OUT" Position.

Additional Dump Body Accessories

<i>Towers</i>	
59000	Single
59015	Double
59016	Triple

<i>Air PTO Kits</i>
(Top Plate and Hardware Only)

<i>Accessories</i>	
59002	Single Top Mount Flange
59009	Single Wedge Mounting Kit (17" Angle Wedge)

<i>Cables</i>	
100-4323-Length" Bulkhead/Clamp	
100-4333-Length" Clamp/Clamp	(See Felsted
100-6323-Length" Bulkhead/Clamp	HP Cable Catalog)
100-6333-Length" Clamp/Clamp	